

Flying into the future.



# MRJ

Mitsubishi Regional Jet



March 28 , 2008

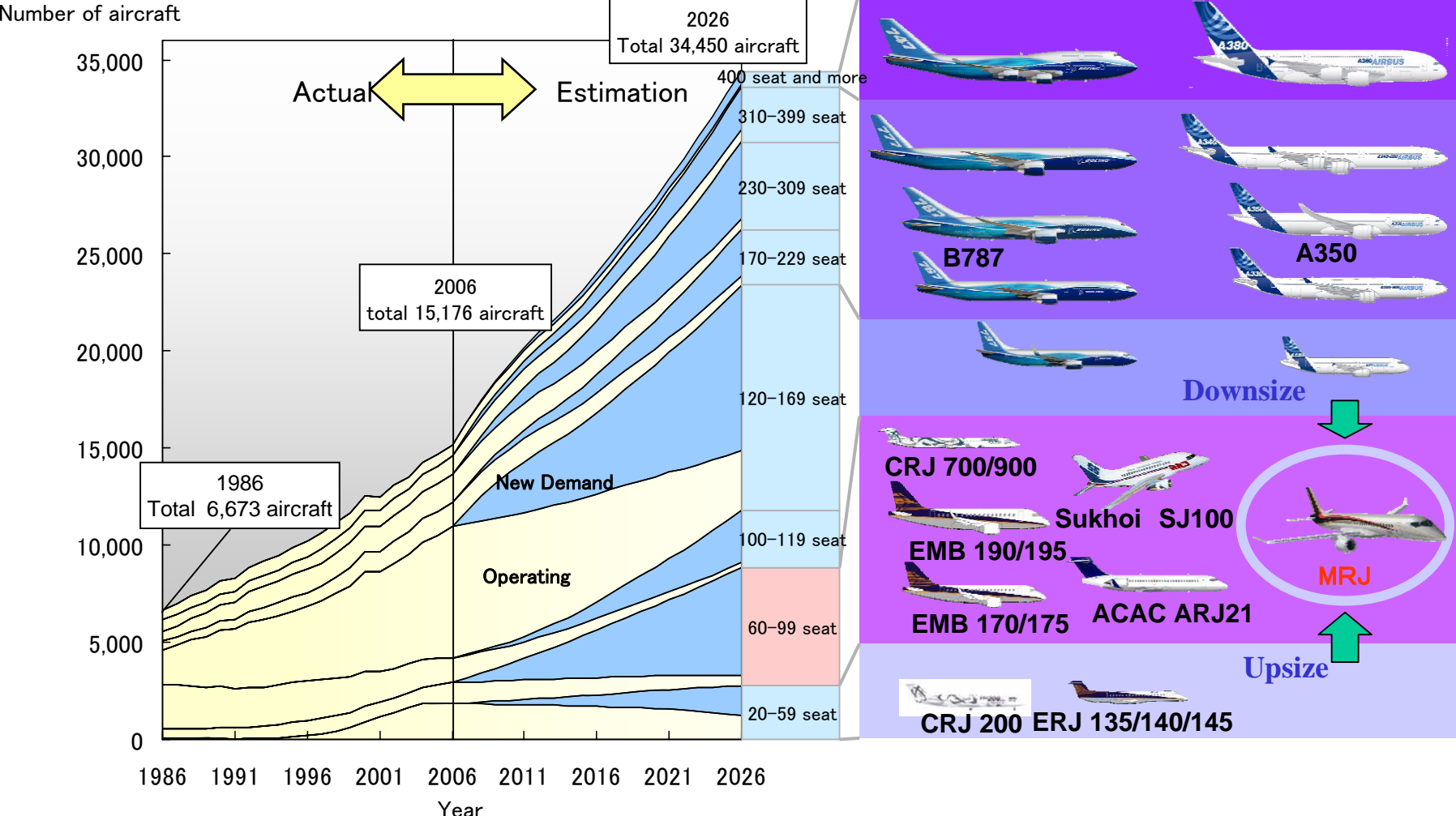
[www.mrj-japan.com](http://www.mrj-japan.com)

# Market



- Demand for 60~99 seat aircraft for the next 20 years will be over 5.000 units.

## Market Forecast for next 20 Years

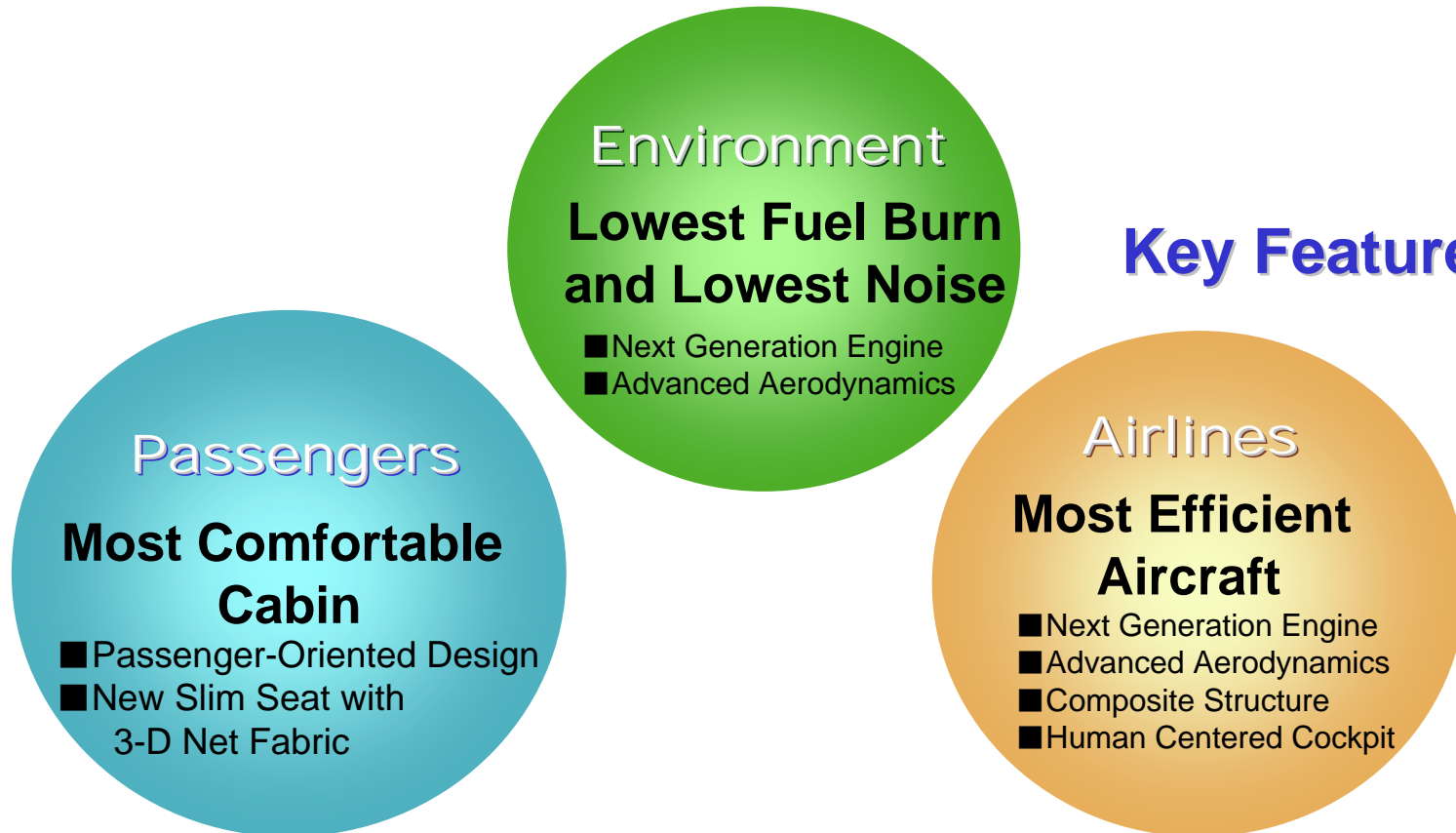


# Vision & Key Features

## 【Vision】

- Apply advanced mainline jet technology to regional jet and create the standard for next-generation regional jet.
- Offer unprecedented values for environment, passengers, and airlines.

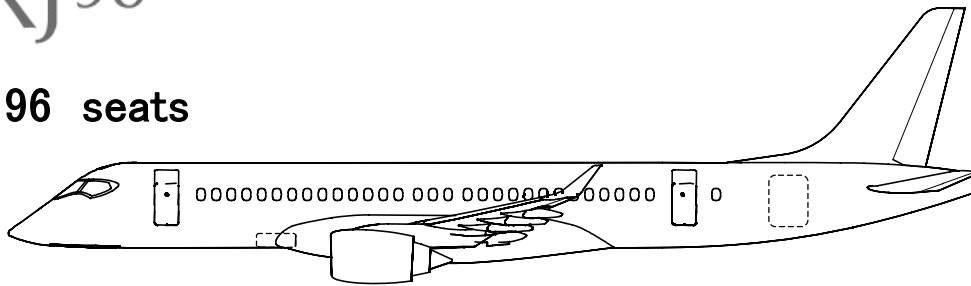
## Key Features



# MRJ Family

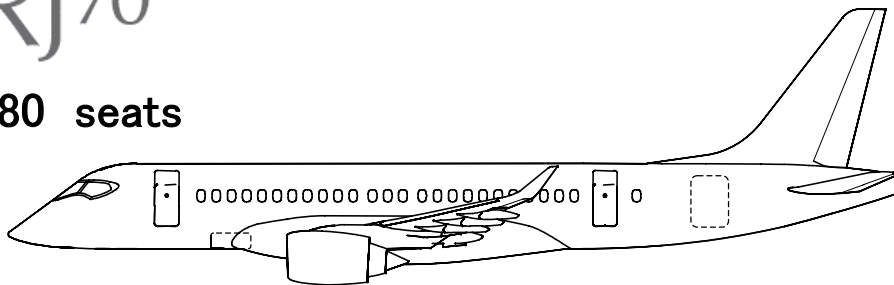
## MRJ90

86 – 96 seats



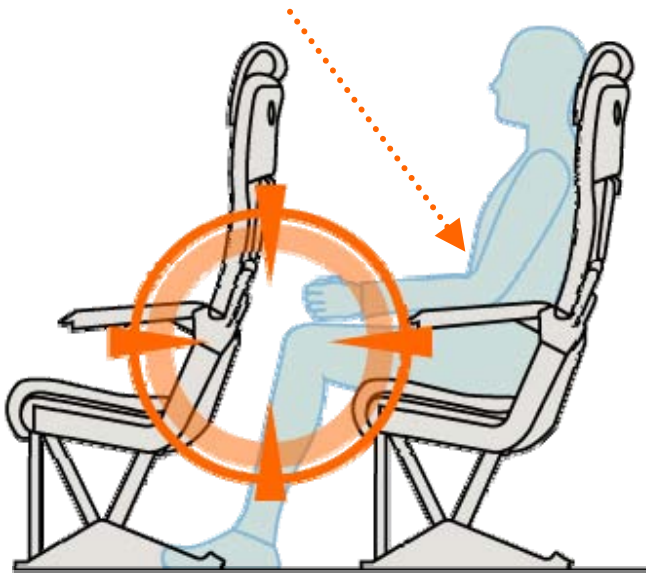
## MRJ70

70 – 80 seats




# Passenger-oriented Design

MRJ  
New Slim Seat




- Mainline jet comfort
- Large head & foot clearance at the seat
- Large overhead bins
- Barrier-free lavatory

# Principal Characteristics



		MRJ90STD	MRJ90ER	MRJ90LR
Passenger		86 - 96		
External Dimensions (L×W×H)	m (ft)	35.8×30.9×10.0 (117.4×101.3×32.8)		
Engine Thrust	kN (lb)	77.1 (17,340) × 2		
Maximum Takeoff Weight	kg (lb)	39,600 (87,300)	41,450 (91,400)	42,800 (94,400)
Maximum Landing Weight	kg (lb)	38,500 (84,900)	38,500 (84,900)	38,500 (84,900)
Design Range(@Full Passenger Payload)	km (nm)	1,630 (880)	2,590 (1,400)	3,330 (1,800)
Cruise Mach Number / MMO		M 0.78 / M 0.82	M 0.78 / M 0.82	M 0.78 / M 0.82
Takeoff Field Length (MTOW, SL, ISA)	m (ft)	1,450 (4,760)	1,580 (5,180)	1,670 (5,480)
Landing Field Length (MLW, Dry)	m (ft)	1,450 (4,760)	1,450 (4,760)	1,450 (4,760)
		MRJ70STD	MRJ70ER	MRJ70LR
Passenger		70 - 80		
External Dimensions (L×W×H)	m (ft)	32.8×30.9×10.0 (107.7×101.3×32.8)		
Engine Thrust	kN (lb)	69.1 (15,530) × 2		
Maximum Takeoff Weight	kg (lb)	36,850 (81,200)	38,400 (84,700)	40,200 (88,600)
Maximum Landing Weight	kg (lb)	36,200 (79,800)	36,200 (79,800)	36,200 (79,800)
Design Range(@Full Passenger Payload)	km (nm)	1,700 (920)	2,590 (1,400)	3,630 (1,960)
Cruise Mach Number / MMO		M 0.78 / M 0.82	M 0.78 / M 0.82	M 0.78 / M 0.82
Takeoff Field Length (MTOW, SL, ISA)	m (ft)	1,300 (4,270)	1,400 (4,590)	1,530 (5,020)
Landing Field Length (MLW, Dry)	m (ft)	1,390 (4,560)	1,390 (4,560)	1,390 (4,560)

# MRJ Schedule



October , 2007	ATO
March , 2008	Program Launch
2009	Production start
2011	First Flight
2013	T/C ▪ First Delivery

# Outline of the new company for MRJ business

- (1) Company name: Mitsubishi Aircraft Corporation (Tentative name)
- (2) Capital (common stock and capital reserve): 3 billion yen
- (3) Main office: Oye-cho, Minato-ku, Nagoya, Japan
- (4) Number of employees: Approximately 200
- (5) Business: Development, Manufacturing and Sales of MRJ (Production at MHI Nagoya)

## New Company

- Responsible for the business of MRJ
- Design, acquisition of type certification (T/C), Sales, Customer Support

## MHI (Nagoya Aerospace Systems Works)

- (Development)
- Manufacture the prototype aircraft
- Test Flight
- (Production model)
- Subcontract

